COMBO TEAM KIDS GRADE 2

MP3 formatındaki ses dosyalarını indirmek için aşağıdaki adresi ziyaret ediniz.

http://www.teamelt.com/comboteam

TEAM Teknoloji Eğitim Yayıncılık Hizmetleri Araş. Müş. Tic. Ltd. Şti.

Saray Mah. 134 Cad. No: 5 Kahramankazan / Ankara

Tel: 0 (312) 566 43 50 | **Faks:** 0 (312) 566 43 51

Web: http://www.teamelt.com | **E-Posta:** info@teamelt.com

TEAM ELT PUBLISHING'in yazılı izni alınmaksızın, hiçbir şekilde kopyalanamaz, elektronik veya mekanik yolla çoğaltılamaz, yayımlanamaz ve dağıtılamaz.

COMBO TEAM KIDS 2

© 2025 by Meryem Yılmaz, Ummahan Özen and Halim Özen

Editör: Arzu Turkay, Elvan Şentürk

Kapak Tasarımı: Sinem Özen Türkiş

Mizanpaj: Türker Şenaltun

2025, Ankara

Team elt publishing Sertifika No: 41428

ISBN: 978-625-7579-63-6

Baskı & Cilt: Ayrıntı Basım Yayım A.Ş.

Matbaa Sertifika No: 49599

COMBO TEAM KIDS 2 CONTENTS

THEME 1 | SCHOOL LIFE..... 3
Combo Vocabulary & Practice..... 4
Combo Craft & Speaking 17
Combo Review 20
Combo Fun 26
Vocabulary Test 28
Practice Test 1 29
Practice Test 2..... 31
THEME 2 | CLASSROOM LIFE 33
Combo Vocabulary & Practice..... 34
Combo Craft & Speaking 49
Combo Review 52
Combo Fun 58
Vocabulary Test 60
Practice Test 1 61
Practice Test 2..... 63
THEME 3 | PERSONAL LIFE 65
Combo Vocabulary & Practice..... 66
Combo Craft & Speaking 81
Combo Review 84
Combo Fun 90
Vocabulary Test 92
Practice Test 1 93
Practice Test 2..... 95
THEME 4 | FAMILY LIFE..... 97
Combo Vocabulary & Practice..... 98
Combo Craft & Speaking 111
Combo Review 113
Combo Fun 120
Vocabulary Test 122
Practice Test 1 123
Practice Test 2.....125
THEME 5 | HOMES & HOUSES & NEIGHBOURHOODS 127
Combo Vocabulary & Practice.....128
Combo Craft & Speaking 141
Combo Review 144
Combo Fun 150
Vocabulary Test 152
Practice Test 1 153
Practice Test 2.....155
THEME 6 | LIFE IN THE CITY & THE WORLD 157
Combo Vocabulary & Practice.....158
Combo Craft & Speaking 173
Combo Review 176
Combo Fun 182
Vocabulary Test 184
Practice Test 1 185
Practice Test 2.....187
Answer Key.....189
Stickers 193

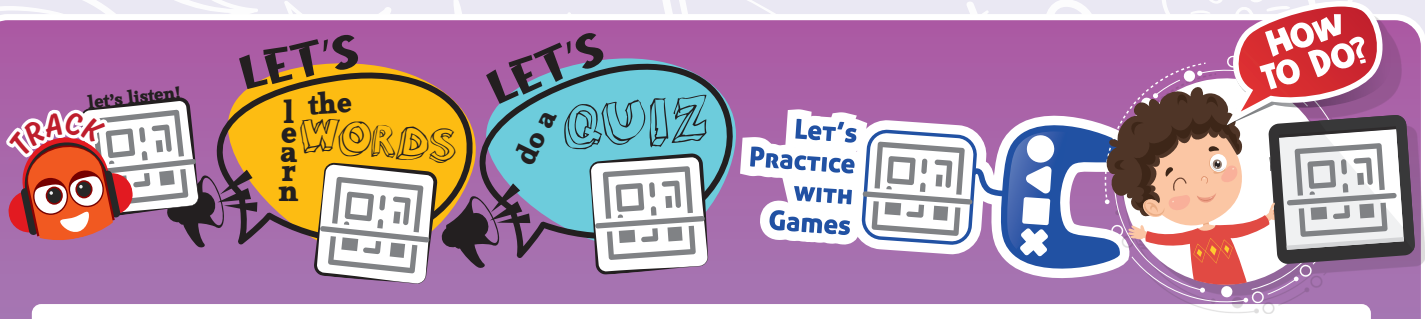

Bu simgeleri gördüğünüz sayfalardaki içeriklere ulaşabilmeniz için taşınabilir cihazınıza uygun olan "TEAM elt QR Code Reader" uygulamasını indirmeniz gerekmektedir.

TEAM elt QR Code Reader

Android Kullanıcıları,

Google Play Store'da "TEAM elt QR Code Reader" uygulamasını aratıp taşınabilir Android cihazınıza kurmalısınız.

GET IT ON Google Play

iPhone / iPad Kullanıcıları,

Apple AppStore'da "TEAM elt QR Code Reader" uygulamasını aratıp taşınabilir iPhone / iPad cihazınıza kurmalısınız.

GET IT ON App Store





THEME 1

SCHOOL LIFE

Sub-themes

- Greetings and introductions at school
- People and places at school
- Days of the week



PEOPLE AT SCHOOL

boy: erkek çocuk
friend: arkadaş
girl: kız çocuk
headmaster: okul müdürü (erkek)
headmistress: okul müdürü (kadın)
kid: çocuk
pupil: öğrenci
teacher: öğretmen

DAYS OF THE WEEK

Monday: Pazartesi
Tuesday: Salı
Wednesday: Çarşamba
Thursday: Perşembe
Friday: Cuma
Saturday: Cumartesi
Sunday: Pazar

PLACES AT SCHOOL

canteen: kantin
classroom: sınıf
garden: bahçe
library: kütüphane
lunch hall: yemekhane
playground: oyun alanı
sports hall: spor salonu
teacher's room: öğretmenler odası

SOCIAL LANGUAGE

Excuse me!: Affedersiniz!
Great job!: Aferin!, Harika iş!
Hello, kids!: Merhaba çocuklar!
Nice to meet you!: Tanıştığımıza memnun oldum!
Thank you!: Teşekkür ederim!
Well done!: Aferin!, İyi iş!



1 Read and act out.







- Kendimizi tanıtırken veya ismimizi söylerken **My name is ...** ya da **I'm ...** ifadelerini kullanırız.

  My name is Zeynep. (Benim adım Zeynep.)

  I'm Zeynep. (Ben Zeynep.)

- Karşımızdaki kişinin adını sorarken **What is your name?** sorusunu kullanırız.

  - What is your name?

  - My name is Umut. / I'm Umut.

- Biriyle tanıştığımızda şu ifadeyi kullanırız.

  Nice to meet you. (Tanıştığımıza memnun oldum.)



2 Look and write.













3 Look, read and complete.



- **Bir kişiye nasıl olduğunu sorarken How are you? sorusunu kullanırız.**

  How are you? (Nasılsın?)

- **Cevap verirken şu ifadelerden birini kullanabiliriz:**

  I'm fine. Thanks. (İyiyim. Teşekkürler.)

  I'm fine. Thank you. (İyiyim. Teşekkür ederim.)

  I'm fine, and you? (İyiyim, ya sen?)



4 Read and complete.

What is your name

How are you

Hi

And you

I'm fine



Tim: Hello. I'm Tim. **(1)** ..... ?

Bob: **(2)** ..... ! My name is Bob. Nice to meet you.

Tim: Nice to meet you, too. **(3)** ..... , Bob?

Bob: I'm great, thanks. **(4)** ..... ?

Tim: **(5)** ..... . Thank you.

TRACK 1.1

5 Listen, point and say.

1. teacher
2. pupil
3. headmaster
4. headmistress
5. friend
6. boy
7. girl
8. kid
9. classroom
10. lunch hall
11. canteen
12. library
13. sports hall
14. garden
15. playground
16. teacher's room





























6 Trace and match.

- ☐ 1. canteen
- ☐ 2. playground
- ☐ 3. teacher
- ☐ 4. sports hall
- ☐ 5. pupil
- ☐ 6. garden
- ☐ 7. library
- ☐ 8. classroom

















7 Look and circle.

1.



headmaster | headmistress

2.



friend | teacher

3.



boy | girl

4.



kid | teacher

5.



teacher's room | lunch hall

6.



garden | canteen

8 Categorize.

pupil
library
lunch hall
headmaster
sports hall
teacher
kid
playground
headmistress
classroom

People at School

.....
.....
.....
.....
.....

Places at School

.....
.....
.....
.....
.....

TRACK 12

9 Listen and circle.

let's listen!



Bir nesnenin ya da bir yerin ne olduğunu sormak için **What is this? / What is it?** sorularını sorarız. Cevap verirken **It is a / an ...** yapısını kullanırız.

What is this? (Bu nedir?) **It is a classroom.** (O bir sınıf.)

What is it? (O nedir?) **It is a lunch hall.** (O bir yemekhane.)



10 Ask and answer.



What is this?
It is a classroom.



.....
.....



.....
.....



.....
.....



.....
.....



.....
.....

Bir şeyin veya yerin ne olup olmadığını sormak için **Is this ... ? / Is it ... ?** sorularını kullanırız. Bu sorulara cevap verirken **Yes, it is.** veya **No, it isn't.** ifadelerini kullanırız.



Is this a classroom?

Yes, it is.



Is it a playground?

No, it isn't.

11 Look and answer.

1 Is this a garden?
Yes, it is.



2 Is it the teacher's room?
No, it isn't.



3 Is it a library?
.....



4 Is this a playground?
.....



5 Is this a canteen?
.....

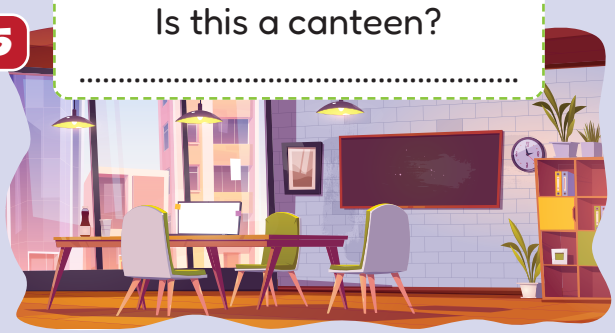

6 Is it a sports hall?
.....



Bir kişinin kim olduğunu sormak için Who is he / she? sorusunu sorarız.

Who is he? (O kim?)

He is Umut. He is my friend. (O, Umut. O benim arkadaşım.)

Who is she? (O kim?)

She is Mrs. Yılmaz. She is my English teacher. (O, Bayan Yılmaz. O benim İngilizce öğretmenim.)



12 Follow the lines. Ask and answer.



1. **A:** Who is she?
   B: She is Miss Hopkins.
2. **A:** ..... ?
   B: ..... .
3. **A:** ..... ?
   B: ..... .
4. **A:** ..... ?
   B: ..... .
5. **A:** ..... ?
   B: ..... .
6. **A:** ..... ?
   B: ..... .

Bir kişinin nerede olduğunu sormak için Where is ... ? sorusunu sorarız.

Where is she? (O nerede?)
She is in the garden. (O, bahçede.)

Where is Ali? (Ali nerede?)
He is in the library. (O, kütüphanede.)

13 Look, read and tick.



1. **Where is she?**
- [ ] **a.** She is in the classroom.
- [ ] **b.** She is in the garden.



2. **Where is Mr. Bulut?**
- [ ] **a.** He is in the teacher's room.
- [ ] **b.** He is in the canteen.



3. **Where is Çınar?**
- [ ] **a.** He is in the lunch hall.
- [ ] **b.** He is in the sports hall.



4. **Where is the girl?**
- [ ] **a.** She is in the library.
- [ ] **b.** She is in the playground.



5. **Where is the headmistress?**
- [ ] **a.** She is in the classroom.
- [ ] **b.** She is in the lunch hall.



6. **Where is the girl?**
- [ ] **a.** She is in the garden.
- [ ] **b.** She is in the library.

DAYS OF THE WEEK

MONDAY	PAZARTESİ
TUESDAY	SALI
WEDNESDAY	ÇARŞAMBA
THURSDAY	PERŞEMBE
FRIDAY	CUMA
SATURDAY	CUMARTESİ
SUNDAY	PAZAR

TRACK 13

14 Listen and repeat.

let's listen!



Bugünün hangi gün olduğunu sormak için şu soruyu kullanırız:

What day is it today? (Bugün günlerden ne?)

Bu soruya şu şekilde cevap veririz:

It is Monday. (Bugün Pazartesi.)



15 Ask and answer.

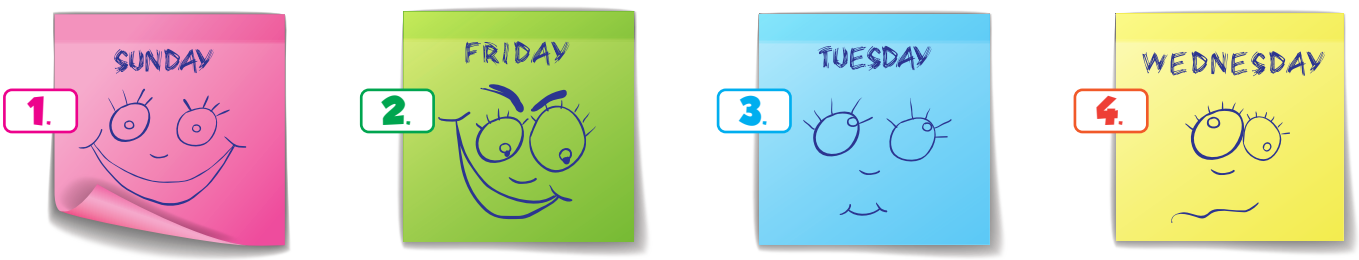

What day is it today?
It is Sunday.

....

....

....

16 Look, read and complete.

Hello! I'm Mary. I'm a  (1) ..... . Mrs. Aydın is my English 

(2) ..... . She is in the  (3) ..... . Look! This is Tom. He is my  (4) ..... . He is in the  (5) ..... .

17 Read again and answer.

1. **You:** What is your name?
   Mary: .....
2. **You:** Who is Mrs. Aydın?
   Mary: .....
3. **You:** Where is Tom?
   Mary: .....

TRACK 14

18 Listen and match.

let's listen!





HOW TO DO?

19 Prepare your craft as in the video. Roll the dice and ask and answer.

e.g. What is this?
It is a garden.



20 Read and write.

What is your name?

How are you?

Who is your English teacher?

Who is your headmaster / headmistress?

Hello!



21 Colour and write the places at school.

1 This is a lunch hall.

2

3

4

5

6



1 Follow the lines. Ask and answer.



1 What is your name?

I'm Linda. / My name is Linda.

2

3

4

2 Match.

1.	Hello!	A.	Nice to meet you, too.
2.	What is your name?	B.	I'm Azra.
3.	Nice to meet you.	C.	I'm fine, thanks.
4.	How are you?	D.	Hi!

3 Read and complete.

What is your name? I'm fine. Thanks. Hi! How are you Nice to meet you.



4 Order and write.

1 you How are

..... ?

2 to you Nice Meet

..... .

3 is name Mary My

..... .

4 name What your is

..... ?

5 fine, I thanks am

..... .

5 Unscramble and write.

1. 

coslho .....

2. 

drifen .....

3. 

chearet .....

4. 

tenncea .....

5. 

ilupp .....

6. 

dnraeg .....

6 Look and write.

1. 

They / I are Mary and Tom.

2. 

It / He is a classroom.

3. 

He / She is a teacher.

4. 

He / She is a headmaster.

5. 

It / I am a pupil.

6. 

She / We are in the garden.

7 Look and write.



















8 Choose the odd one.

1.	boy	girl	hall
2.	teacher	pupil	library
3.	Well done!	Hello!	Hi!
4.	garden	friend	canteen
5.	kid	day	headmaster

9 Read and circle.

1. **A:** **Who / What** is this?
   B: It's a library.
2. This is Mr. Aras. **He / She** is my teacher.
3. **A:** **Where / Who** is she?
   B: She is in the lunch hall.
4. He is a **pupil / garden**.
5. Who is this **girl / boy** ?
   B: He is my friend.
6. **A:** **Who / What** is he?
   B: He is my headmaster.



10 Read and match.

1 What is this?

2 Who is he?

3 Where is he?

4 How are you?

A He is in the teacher's room.

B I'm fine, thanks.

C It is a garden.

D He is my teacher.

11 Complete the days of the week.

1. W _ _ N _ _ D _ Y
2. M _ N _ A _
3. T _ E _ D _ Y
4. S _ _ _ _ Y
5. S _ _ _ _ D _ Y
6. T _ _ R _ _ A _
7. F _ _ _ A _



12 Write the days in the correct order.

Thursday Saturday Sunday

Wednesday Tuesday Friday

Monday

13 Complete and circle.

















COMBO FUN

- PLAY THE GAMES AND PRACTICE THE WORDS.
- STICK THE MISSING PICTURES.
- COMPLETE THE WORDS.

Let's Practice with Games

PAGE 193

My Picture Dictionary

PEOPLE AT SCHOOL

1 
b _ _

2 
g _ _ _

3 STICK HERE!
p _ _ _ _

4 STICK HERE!
t _ _ _ _ _ _

5 
k _ _

6 
h _ _ _ _ _ _ _ _ _ _

7 STICK HERE!
h _ _ _ _ _ _ _ _

8 
f _ _ _ _ _

PLACES AT SCHOOL

9 STICK HERE!
c _ _ _ _ _ _ _ _

10 STICK HERE!
l _ _ _ _ h _ _ _

11 
c _ _ _ _ _ _

12 STICK HERE!
l _ _ _ _ _ _

13 
s _ _ _ _ _ h _ _ _

14 

g _ _ _ _ _

15 STICK HERE!
p _ _ _ _ _ _ _ _

16 STICK HERE!
t _ _ _ _ _ ' _ r _ _ _

TRACK 1.5

Listen and sing.

let's listen!

I'm Lily. What's your name? Tell me too.
My name's Sally. Woohoo!
Nice to meet you, now let's play,
We are friends every day!

Who's this? Who's this? Can you say?
She's my teacher - hooray!
Who's this? Who's this? She's my friend,
This is my school - it's really great!

What day is it? Can you say?
It's Monday - school today!
Tuesday, Wednesday, Thursday too,
Friday comes, then weekend - woo!

This is the library - shh, be quiet!
This is the canteen - time to eat!
This is the garden - run and play!
We love our school! Hooray!



QUIZ TIME

Scan the QR code with your Team QR Reader, do the quiz, and write your score.



MY SCORE IS ....

LET'S do a QUIZ

1.



A) Nice B) Fine C) Thanks

2.



A) Fine B) Hello

C) Great

3. Monday ---- Wednesday

A) Thursday B) Friday C) Tuesday

4.



A) teacher B) friend

C) headmaster

5.



A) What B) How C) That

6.



This is a - - - - .

A) library B) playground

C) garden

7.



This is Mr. Taylor. - - - - is a teacher.

A) It B) She C) He

8.



A) Who B) Where C) What

1.



Konuşma balonundaki boşluğa hangisi gelmelidir?

A) How are you?

B) Who are you?

C) What is your name?

2. **Sam** : What is your name?

Tim : - - - -

Diyalogda boş bırakılan yere hangi seçenek uygun düşer?

A) I'm a pupil.

B) I'm Tim.

C) I'm fine, you?

3.



Bye!



Hello!



Hi!

Hangi görselde verilen ifade diğerlerinden farklıdır?

A) classroom B) garden C) canteen

4.



Konuşma balonunda verilen ifadeyi anlatan görsel hangi seçenekte verilmiştir?

A)



B)



C)



5.

Selin: - - - - is she?

Mert: She is Mrs. Aydın. She is a headmistress.

Zeynep: - - - - day is it today?

Mary: It is Saturday.

Yukarıdaki diyaloglarda boş bırakılan yerlere hangi soru kelimesi gelemez?

A) How B) What C) Who

6. i l u p p

Yukarıda harfleri karışık olarak verilen kelimenin görseli hangi seçenekte verilmiştir?

A) 

B) 

C) 

7.

(1) I'm okay. Thank you.
(2) How are you, Jill?
(3) I'm fine. You?

Diyaloğun doğru sıralanışı hangi seçenekte verilmiştir?

A) 2-1-3 B) 3-2-1 C) 2-3-1

8.

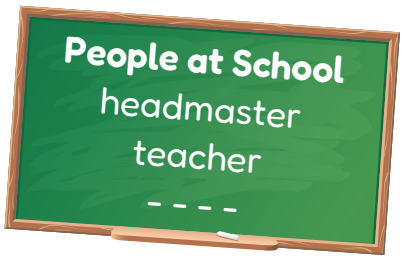

Seçeneklerdekilerden hangisi yukarıdaki listeye eklenemez?

A) kid B) pupil C) garden

9.



sports hall



teacher's room



lunch hall

Verilen görsel-ifade eşleştirmelerinden hangisi yanlıştır?

A) sports hall B) teacher's room C) lunch hall

10. **Kate :** Hello, I'm Kate. - - - - ?

John : Hi, I'm John.

Kate : - - - - ?

John : Fine, thanks! And you?

Diyalogda boş bırakılan yerlere hangi seçenek gelemez?

A) How are you

B) What is your name

C) Where are you

1.

Sunday

Monday

Boş bırakılan yerlere hangi günler gelmelidir?

A) Saturday / Tuesday

B) Tuesday / Friday

C) Wednesday / Thursday

2. **Hangi seçenekteki ifadeler anlam olarak farklıdır?**

A) Well done! - Great job!

B) Hello! - Hi!

C) Thank you! - Nice to meet you!

3.

F	R			N	D



Yukarıdaki boşlukları tamamlamak için hangi seçenekteki harfe gerek yoktur?

A) E B) A C) I

4.

1	What is this?	It is a classroom.
2	How are you?	I'm fine, thanks.
3	Who is she?	She is in the library.

Hangi sorunun cevabı yanlıştır?

A) 1 B) 2 C) 3

5.

---- is Mr. Sun.

---- is a canteen.

---- is Mrs. Aras.

Yukarıdaki ifadeleri tamamlayan zamirler sırasıyla hangi seçenekte verilmiştir?

A) He / It / She B) She / He / It

C) It / She / He

6.

meet nice you to

Anlamlı bir cümle oluşturulduğunda hangi şekil ortaya çıkar?

A)



B)



C)



7.





Seçeneklerdeki yerlerden hangisinin görseli yukarıda yoktur?

A) library B) lunch hall

C) sports hall

8.





Yukarıda görselleri verilen kelimelerin İngilizceleri sırasıyla hangi seçenekte verilmiştir?

A) girl / boy / teacher

B) boy / girl / teacher

C) teacher / boy / girl

9.



Yukarıda harfleri karışık olarak verilen kelimenin görseli hangi seçenekte verilmiştir?

A)  B) 

C) 

10.



Konuşma balonunda boş bırakılan yere uygun düşen seçeneği işaretleyiniz.

A) My name is David.

B) I'm David.

C) This is David.